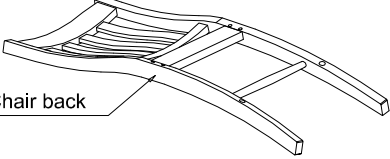
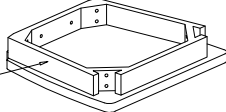
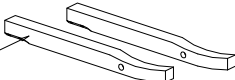
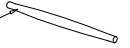
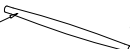



ASSEMBLY INSTRUCTIONS

QT 005PA-PB



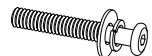


PARTS CHECK LIST

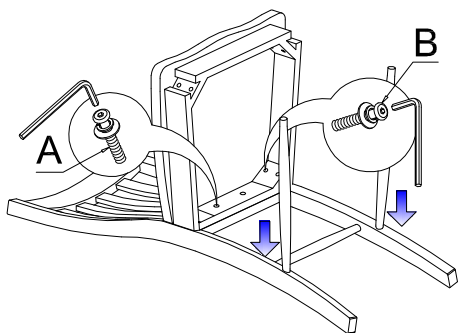
No	Part name	Q'ty
1	 Chair back	1
2	 Seat frame	1
3	 Front legs	2
4	 Size : 392 x Ø28 Front extend	1
5	 Size : 417 x Ø28 side extend	2



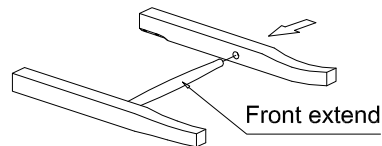
FINISHED

HARDWARE

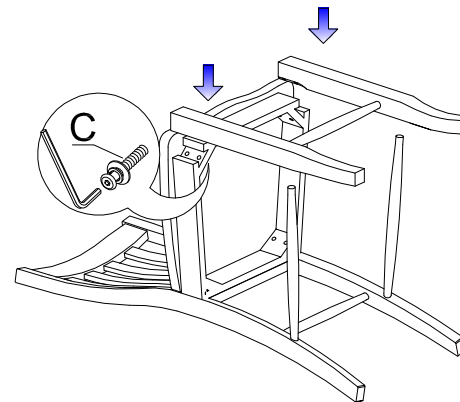
Sign	DESCRITION	Q'ty
A	 BOLTS (1/4" * 35mm) LOCK WASHER (1/4") FLAT WASHER (1/4")	2
B	 BOLTS (1/4" * 70mm) LOCK WASHER (1/4") FLAT WASHER (1/4")	4
C	 BOLTS (1/4" * 50mm) LOCK WASHER (1/4") FLAT WASHER (1/4")	4
D	 4 mm	1
E	 Ø4 * 40 mm	6



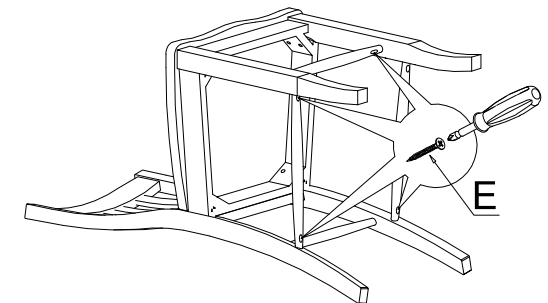
STEP 1



STEP 2



STEP 3



STEP 4